LP SERIES-GENERAL PURPOSE

LP2-200 (2V200Ah)

LEOCH BATTERY



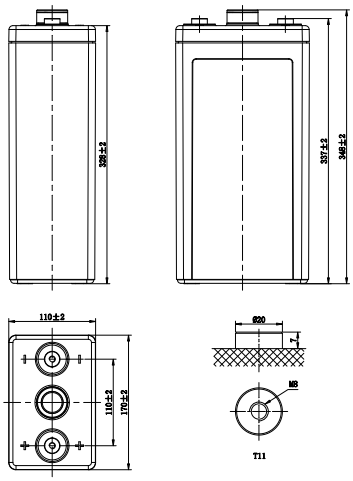

CHARACTERISTICS

Item		Specifications
Rated Voltage		2V
Nominal Capacity (25℃)	C_{10},1.80V/cell	200Ah
Dimension	Length	170mm (6.69inches)
	Width	110mm (4.33inches)
	Container Height	328mm (12.9inches)
	Total Height	348mm (13.7inches)
Approx Weight		12.5kg (27.6lbs)
Terminal		T11(M8)
Container Material		ABS (UL94 HB or V-0 optional)
Short-circuit current		3000A
Internal Resistance (25℃)		Approx 0.9 mΩ (Fully charged)
Operating Temp. Range	Discharge	-15~50℃ (5~122°F)
	Charge	-20~40℃ (-4~104°F)
	Storage	-15~40℃ (5~104°F)
Nominal Operating Temp. Range		25±3℃ (77±5°F)
Max.Charging Current (25℃)		0.3C
Charge voltage (25℃)	Standby Use	Cycle Use
	2.25-2.30V/cell	2.35-2.40V/cell
Temp. Coeffcient	-3mV/cell/℃	-5mV/cell/℃
Effect of temp. to Capacity	40℃ (104°F)	103%
	25℃ (77°F)	100%
	0℃ (32°F)	86%
Self Discharge	≤3% per month at 25°C (77°F). LP series batteries may be stored up to 6 months at 25°C (77°F) and then a freshening charge is required. For higher temperatures the time interval will be shorter.	

DISCHARGE TABLE

Constant Current Discharge (Amperes) at 25°C (77°F)														
F.V/Time	15min	20min	30min	45min	1h	1.5h	2h	3h	4h	5h	6h	8h	10h	20h
1.85V/cell	148.6	133.4	123.5	107.9	94.4	74.5	61.5	46.8	37.7	31.8	27.6	22.4	18.7	10.0
1.80V/cell	178.0	157.3	141.8	120.6	104.5	81.4	64.3	50.6	40.6	34.2	29.6	24.0	20.0	10.6
1.75V/cell	204.5	171.6	148.4	125.5	110.2	84.2	67.2	52.0	41.6	35.0	30.2	24.4	20.3	10.7
1.70V/cell	228.0	192.3	160.2	130.2	112.3	87.0	69.4	53.5	42.6	35.8	30.9	24.9	20.6	10.9
1.67V/cell	236.1	199.1	162.3	133.2	114.7	88.6	70.2	54.3	43.2	36.2	31.2	25.1	20.8	11.0
1.60V/cell	248.1	207.5	165.3	140.0	120.2	92.5	72.2	56.4	43.8	36.8	31.7	25.6	21.1	11.1
Constant Power Discharge (Watts/cell) at 25°C (77°F)														
F.V/Time	15min	20min	30min	45min	1h	1.5h	2h	3h	4h	5h	6h	8h	10h	20h
1.85V/cell	267.0	244.9	226.7	209.1	183.5	145.1	115.4	91.8	74.0	62.5	54.4	44.3	37.1	20.0
1.80V/cell	316.2	286.0	258.1	232.2	201.7	157.9	121.1	98.9	79.5	67.2	58.2	47.3	39.5	21.1
1.75V/cell	359.3	308.8	267.7	239.7	207.7	162.2	125.8	101.1	81.2	68.5	59.2	48.1	40.1	21.3
1.70V/cell	395.6	342.5	282.4	246.9	213.8	166.7	128.1	103.6	82.9	69.8	60.4	48.8	40.6	21.6
1.67V/cell	401.1	350.2	287.4	251.2	217.3	169.0	128.9	104.8	83.9	70.6	61.0	49.3	40.9	21.7
1.60V/cell	419.4	361.1	290.2	261.4	225.7	175.1	139.2	108.1	86.2	72.4	62.4	50.3	41.9	22.1

LP SERIES-GENERAL PURPOSE

LP2-200 (2V200Ah)

LEOCH BATTERY

APPLICATIONS

- Tele-communication central station (wired or cellular)
- Power system communication, military communication, etc.
- Network communication including: data transmission, television signal transmission, etc.
- Uninterruptable Power System (UPS - for Telecom)

GENERAL FEATURES

- 15 years design life (25℃)
- Lead calcium alloy, sealed design, no watering required
- Puncture resistant micro-porous glass mat separators extend life
- Unique technology optimizes power capacity, cell consistency, and long-term reliability
- Designed for a wide range of applications

STANDARDS

- Compliance with IEC 60896 standards, EU Battery Directive
- UL,CE Approved
- Manufactured in Leoch®IATF 16949, ISO 45001, ISO 9001 and ISO 14001 certified production facilities

Discharge Characteristics

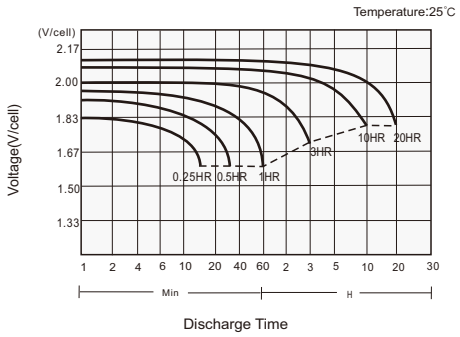

Charging Characteristics

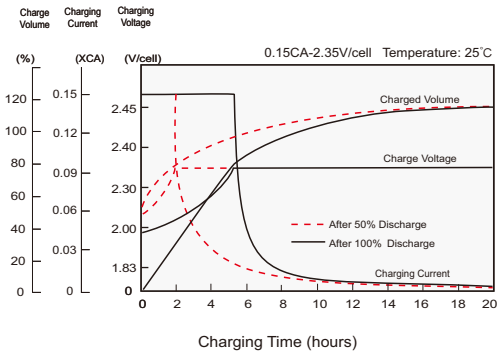

Effects of Temperature on Capacity

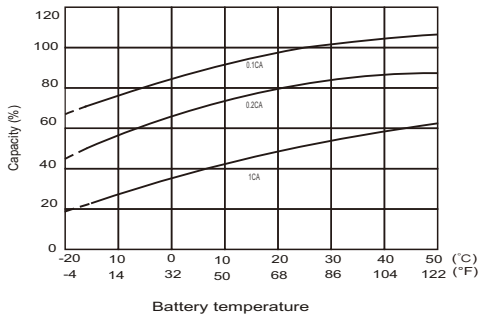

Self Discharge Characteristics

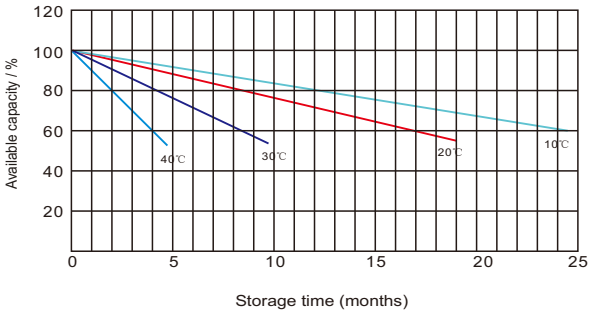

Leoch International Technology Ltd.
www.leoch.com

Leoch Batteries Pte Ltd
www.leoch.sg

Leoch Battery Corporation
www.leochamericas.com

Leoch Europe S.A.
www.leoch.eu

Data above is recommended and the picture is only for battery effect display, Leoch reserve the final right of explanation.
© LEOCH. All rights reserved.Trademarks and logos are the property of LEOCH and its affiliates unless otherwise noted.Subject to revisions without prior notice. E&OE.

Publication No.:LB-LP2-200-PD-EN-V4.1-20260403