OPzV SERIES-TUBULAR GEL

4OPzV200 (2V200Ah)

LEOCH BATTERY



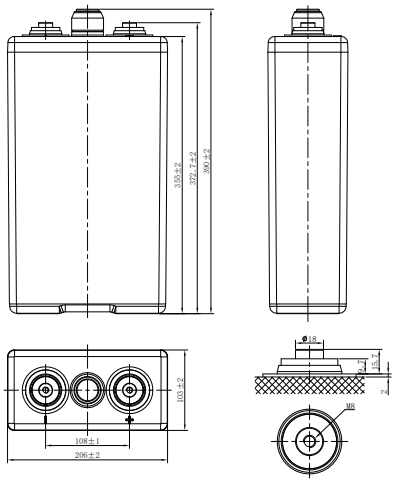

T7-A

CHARACTERISTICS

Item		Specifications
Rated Voltage		2V
Nominal Capacity (25˚C)	C_{10},1.80V/cell	200Ah
Dimension	Length	103mm (4.06inches)
	Width	206mm (8.11inches)
	Container Height	355mm (14.0inches)
	Total Height	390mm (15.4inches)
Approx Weight		18.8kg (41.4lbs)
Terminal		T7-A(M8)
Container Material		ABS (UL94 HB or V-0 optional)
Short-circuit current		1600A
Internal Resistance (25˚C)		Approx 1 mΩ (Fully charged)
Operating Temp. Range	Discharge	-20~55˚C (-4~131°F)
	Charge	0~40˚C (32~104°F)
	Storage	-20~50˚C (-4~122°F)
Nominal Operating Temp. Range		25±3˚C (77±5°F)
Max.Charging Current (25˚C)		0.25C
Charge voltage (25˚C)	Standby Use	Cycle Use
	2.23-2.27V/cell	2.40-2.45V/cell
Temp. Coeffcient	-3mV/cell/˚C	-5mV/cell/˚C
Effect of temp. to Capacity	40˚C (104°F)	106%
	25˚C (77°F)	100%
	0˚C (32°F)	86%
Self Discharge	≤3% per month at 25°C (77°F)	

DISCHARGE TABLE

Constant Current Discharge (Amperes) at 25°C (77°F)

F.V/Time	1h	2h	3h	5h	8h	10h	24h	48h	72h	100h	120h
1.85V/cell	89.4	60.4	47.8	32.9	22.9	20.2	9.35	4.88	3.52	2.67	2.30
1.80V/cell	100.2	66.2	53.0	37.2	25.7	22.4	9.95	5.22	3.75	2.81	2.43
1.75V/cell	104.2	68.5	54.2	37.9	26.1	22.7	10.0	5.34	3.84	2.86	2.46
1.70V/cell	108.7	70.2	55.2	38.4	26.5	23.0	10.2	5.44	3.89	2.91	2.49
1.67V/cell	111.6	71.4	56.3	39.1	26.8	23.3	10.3	5.50	3.92	2.96	2.53
1.60V/cell	113.3	72.5	56.9	39.4	27.0	23.4	10.3	5.56	3.94	2.99	2.56

Constant Power Discharge (Watts/cell) at 25°C (77°F)

F.V/Time	1h	2h	3h	5h	8h	10h	24h	48h	72h	100h	120h
1.85V/cell	169.9	115.8	92.4	64.1	45.1	40.0	18.6	9.74	7.04	5.35	4.62
1.80V/cell	189.9	126.6	102.3	72.4	50.7	44.3	19.8	10.4	7.49	5.62	4.88
1.75V/cell	194.3	130.4	104.1	73.6	51.4	44.8	19.8	10.6	7.67	5.72	4.93
1.70V/cell	201.9	133.0	105.7	74.4	51.8	45.2	20.1	10.8	7.74	5.80	4.99
1.67V/cell	206.7	134.9	107.6	75.5	52.3	45.7	20.3	10.9	7.80	5.89	5.04
1.60V/cell	207.1	136.3	108.2	75.8	52.5	45.8	20.4	11.0	7.82	5.95	5.10

OPzV SERIES-TUBULAR GEL

4OPzV200 (2V200Ah)

LEOCH BATTERY

APPLICATIONS

- Float charging applications: communication center, telecom basestation, UPS, power station, electric substation
- Solar and wind energy storage system
- Off-grid and bad-grid hybrid sites

GENERAL FEATURES

- 20 year design life (20℃)
- Strong Lead-calcium alloy tubular plate technology - for longer life in the toughest conditions
- Gelled electrolyte for superior thermal management, long float life
- Proof against deep discharge - greater long-term energy delivery
- Exceptional cycling performance - 2500+ cycles at 60% Depth of Discharge

STANDARDS

- Compliance with IEC 60896, IEC 61427, DIN 40742 standards
- UL, CE Approved
- Manufactured in Leoch®IATF 16949, ISO 45001, ISO 9001 and ISO 14001 certified production facilities

Charge Voltage vs Ambient Temperature Curve

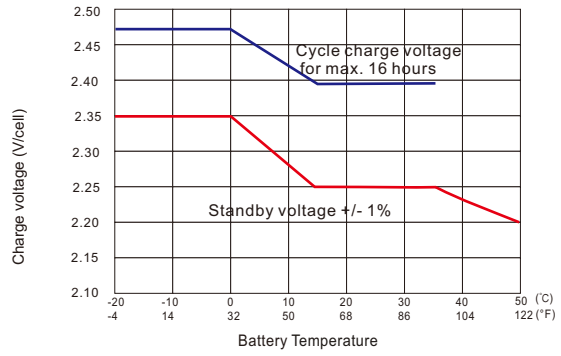

Temperature Effects in Relation to Capacity

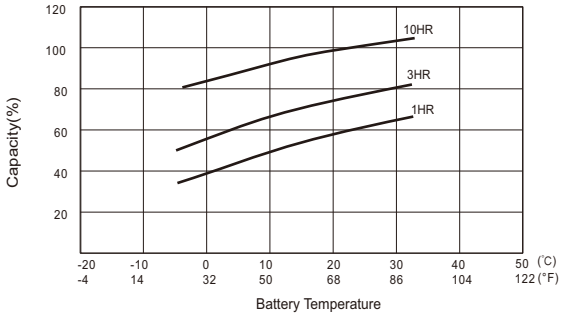

Cycle life

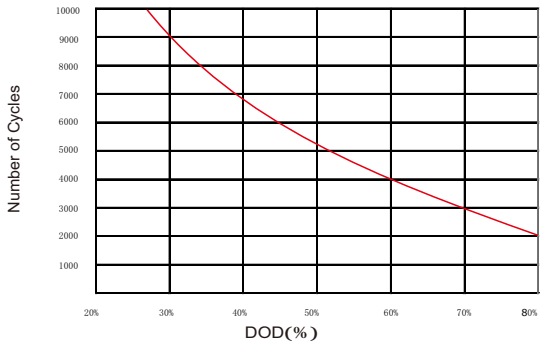

Self Discharge Characteristics

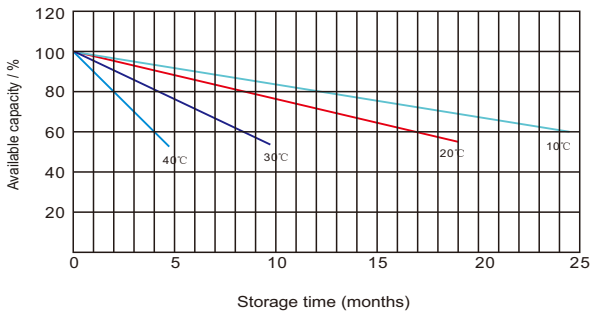

Leoch International Technology Ltd.
www.leoch.com

Leoch Batteries Pte Ltd
www.leoch.sg

Leoch Battery Corporation
www.leochamericas.com

Leoch Europe S.A.
www.leoch.eu

Data above is recommended and the picture is only for battery effect display, Leoch reserve the final right of explanation.

© LEOCH. All rights reserved.Trademarks and logos are the property of LEOCH and its affiliates unless otherwise noted.Subject to revisions without prior notice. E&OE.

Publication No.:LB-4OPzV200-PD-EN-V2.3-20260917