LRC SERIES-LEAD CARBON

LRC12-200 (12V200Ah)

LEOCH BATTERY



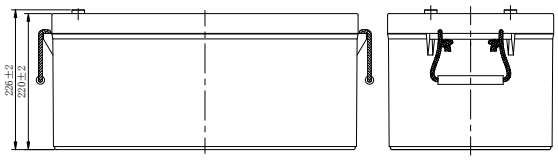

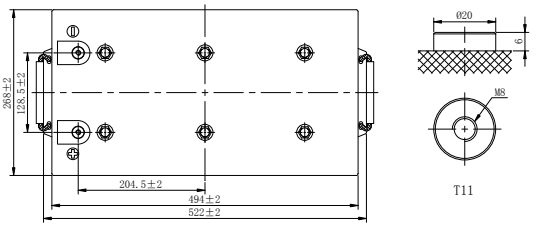

CHARACTERISTICS

Item		Specifications
Rated Voltage		12V
Nominal Capacity (25˚C)	C_{10},1.80V/cell	200Ah
Dimension	Length	522mm (20.6inches)
	Width	268mm (10.6inches)
	Container Height	220mm (8.66inches)
	Total Height	226mm (8.90inches)
Approx Weight		75.6kg (166.7lbs)
Terminal		T11(M8)
Container Material		ABS (UL94 HB or V-0 optional)
Short-circuit current		3600A
Internal Resistance (25˚C)		Approx 4 mΩ (Fully charged)
Operating Temp. Range	Discharge	-20~55˚C (-4~131°F)
	Charge	-20~40˚C (-4~104°F)
	Storage	-20~50˚C (-4~122°F)
Nominal Operating Temp. Range		25±3˚C (77±5°F)
Max.Charging Current (25˚C)		0.15C
Charge voltage (25˚C)	Standby Use	Cycle Use
	2.25V/cell	2.35V/cell
Temp. Coeffcient	/	-5mV/cell/˚C
Effect of temp. to Capacity	40˚C (104°F)	103%
	25˚C (77°F)	100%
	0˚C (32°F)	86%
Self Discharge	⩽3.5% per month at 25°C (77°F)	

DISCHARGE TABLE

Constant Current Discharge (Amperes) at 25°C (77°F)

F.V/Time	30min	1h	2h	3h	4h	5h	6h	7h	8h	10h	20h
1.95V/cell	/	/	/	/	/	/	/	/	/	/	/
1.90V/cell	118.2	86.0	53.6	41.6	35.2	29.7	25.9	23.0	21.3	17.6	9.40
1.85V/cell	140.8	97.8	62.2	49.5	41.6	34.7	30.1	26.3	23.8	19.8	10.5
1.80V/cell	157.6	107.5	66.2	50.7	42.4	35.4	30.5	26.8	24.4	20.0	10.7
1.75V/cell	167.3	111.1	67.0	51.9	43.2	35.8	30.7	27.0	24.6	20.4	10.8
1.70V/cell	/	/	/	/	/	/	/	/	/	/	/

Constant Power Discharge (Watts/cell) at 25°C (77°F)

F.V/Time	30min	1h	2h	3h	4h	5h	6h	7h	8h	10h	20h
1.95V/cell	/	/	/	/	/	/	/	/	/	/	/
1.90V/cell	221.2	160.5	102.4	77.4	65.4	54.8	48.1	44.2	42.5	35.3	18.8
1.85V/cell	268.1	191.1	120.8	92.9	77.6	64.4	55.8	50.8	48.5	40.0	21.0
1.80V/cell	294.9	200.6	126.4	94.3	78.8	65.2	56.6	51.4	48.9	40.6	21.4
1.75V/cell	313.5	207.7	127.0	95.7	79.8	65.9	57.0	51.8	49.3	40.8	21.6
1.70V/cell	/	/	/	/	/	/	/	/	/	/	/

LRC SERIES-LEAD CARBON

LRC12-200 (12V200Ah)

LEOCH BATTERY

APPLICATIONS

- Mobile Containerized Energy Storage Systems
- Residential Energy Storage Systems
- PSOC Cycle Applications
- Peak Shaving and Valley Filling System
- Natural gas and oil hybrid energy storage systems
- Grid Frequency Regulation Energy Storage System
- Solar, wind, and hybrid energy storage systems
- Microgrid power plants

GENERAL FEATURES

- Super Carbon technology enhanced active material to maximize cycle performance and PSoC operation
- 100% leak tested to ensure sealintegrity
- High-strength, High Temperature resistant, UL94-V0 Compliant Case and Cover optional
- Extended service life in high temperature applications

STANDARDS

- Compliance with IEC 61427, BS EN 61427 standards
- Manufactured in Leoch®IATF16949, ISO 45001,ISO 9001 and ISO 14001 certified production facilities

Discharge Characteristics

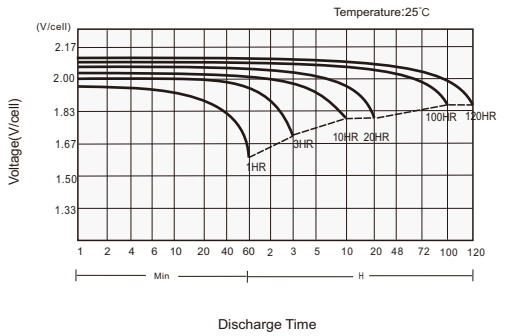

Charging Characteristics

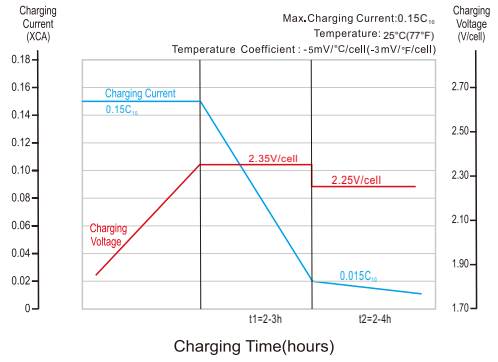

Cycle Life in Relation to DoD

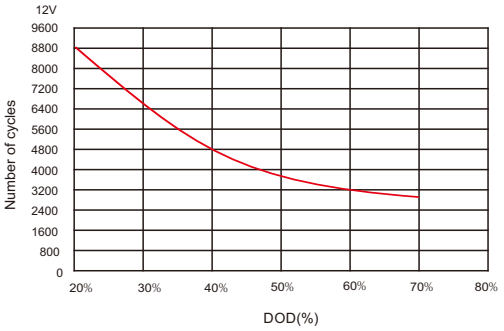

Self Discharge Characteristics

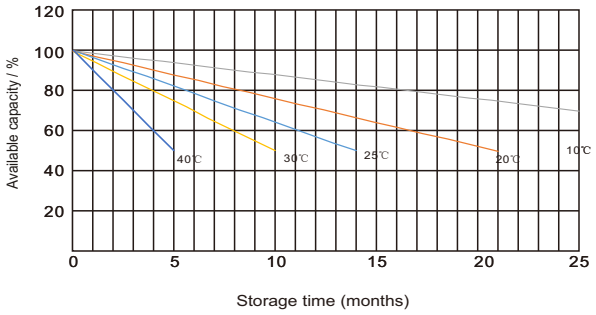

Leoch International Technology Ltd.
www.leoch.com

Leoch Batteries Pte Ltd
www.leoch.sg

Leoch Battery Corporation
www.leochamericas.com

Leoch Europe S.A.
www.leoch.eu

Data above is recommended and the picture is only for battery effect display, Leoch reserve the final right of explanation.
© LEOCH. All rights reserved.Trademarks and logos are the property of LEOCH and its affiliates unless otherwise noted.Subject to revisions without prior notice. E&OE.

Publication No.:LB-LRC12-200-PD-EN-V2.3-20260425