LHR SERIES-HIGH RATE

LHR121000FT (12V1000W)

LEOCH BATTERY



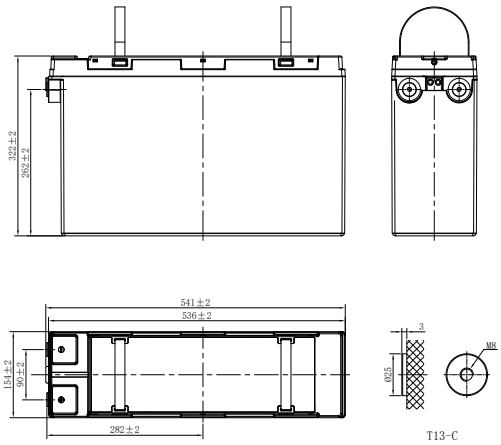

CHARACTERISTICS

Item		Specifications
Rated Voltage		12V
Nominal Rate (25℃)	W_{15},1.67V/cell	1000W/cell
Nominal Capacity (25℃)	C_{10},1.80V/cell	250Ah
Dimension	Length	541mm (21.3inches)
	Width	154mm (6.06inches)
	Container Height	322mm (12.7inches)
	Total Height	322mm (12.7inches)
Approx Weight		82.2kg (181.2lbs)
Terminal		T13-C(M8)
Container Material		ABS (UL94 HB or V-0 optional)
Short-circuit current		5000A
Internal Resistance (25℃)		Approx 2.2 mΩ (Fully charged)
Operating Temp. Range	Discharge	-20~55℃ (-4~131°F)
	Charge	-20~40℃ (-4~104°F)
	Storage	-15~50℃ (5~122°F)
Nominal Operating Temp. Range		25±3℃ (77±5°F)
Max.Charging Current (25℃)		0.25C
Charge voltage (25℃)	Float Charge	Equalization Charge
	2.25-2.30V/cell	2.30-2.40V/cell
Temp. Coeffcient	-3mV/cell/℃	-4mV/cell/℃
Effect of temp. to Capacity	40℃ (104°F)	106%
	25℃ (77°F)	100%
	0℃ (32°F)	86%
Self Discharge	⩽3% per month at 25°C (77°F)	

DISCHARGE TABLE

Constant Current Discharge (Amperes) at 25°C (77°F)														
F.V/Time	5min	10min	15min	20min	30min	45min	1h	1.5h	2h	3h	4h	5h	8h	10h
1.85V/cell	548.3	447.1	387.7	301.0	215.1	150.8	113.8	81.4	80.0	61.5	48.7	41.2	28.5	24.3
1.80V/cell	610.3	495.8	427.0	343.5	235.7	165.0	124.5	89.0	87.5	63.6	50.5	42.8	29.0	25.0
1.75V/cell	716.8	570.3	485.7	385.6	265.5	179.3	137.5	101.7	90.8	64.9	52.1	44.0	29.3	25.1
1.70V/cell	790.0	626.8	539.5	421.4	290.1	195.7	149.8	110.7	93.0	66.4	53.4	45.0	29.8	25.3
1.67V/cell	817.6	646.7	555.2	432.9	297.0	200.0	153.1	113.1	95.2	67.8	54.1	45.6	30.1	25.7
1.60V/cell	846.5	668.8	572.5	444.0	304.3	204.7	156.3	115.5	97.1	69.5	55.3	46.5	30.3	25.8

Constant Power Discharge (Watts/cell) at 25°C (77°F)														
F.V/Time	5min	10min	15min	20min	30min	45min	1h	1.5h	2h	3h	4h	5h	8h	10h
1.85V/cell	1023.9	841.2	734.0	572.5	411.0	289.9	220.2	157.8	155.6	120.2	95.4	81.1	56.5	48.4
1.80V/cell	1121.2	919.3	798.0	646.4	446.9	315.2	239.4	171.6	169.3	123.6	98.6	83.9	57.5	49.6
1.75V/cell	1293.9	1040.6	890.0	717.3	499.4	340.5	263.3	195.2	175.1	126.0	101.6	86.0	57.9	49.8
1.70V/cell	1402.2	1127.7	984.0	777.4	541.2	369.0	285.4	211.6	178.6	128.3	103.6	87.7	58.7	50.1
1.67V/cell	1425.0	1146.0	1000.0	790.0	550.0	375.0	290.0	215.0	182.1	130.5	104.6	88.6	59.2	50.8
1.60V/cell	1445.0	1162.0	1014.0	801.1	557.7	380.3	294.1	218.0	184.5	133.1	106.5	89.9	59.4	51.0

LHR SERIES-HIGH RATE

LHR121000FT (12V1000W)

LEOCH BATTERY

APPLICATIONS

- UPS
- Hospitals and Testing Laboratories
- Emergency Power Supply
- Industrial Process Control Facilities
- Banks and Financial Markets
- Data and Network Operation Centers

GENERAL FEATURES

- 12+ years design life (25°C)
- Excellent high current performance - optimised for short discharge time
- Advanced AGM technology for superior high-rate power
- Long Life Alloy - minimizing grid growth, reducing gassing, and extending battery life
- Optimal energy density - saves floor space
- Front access design for easy installation and maintenance

STANDARDS

- Compliance with IEC 60896 standards
- Classified as "Very Long Life" according to Eurobat
- CE,UL Approved
- Manufactured in Leoch®IATF 16949, ISO 45001,ISO 9001 and ISO 14001 certified production facilities

Discharge Characteristics

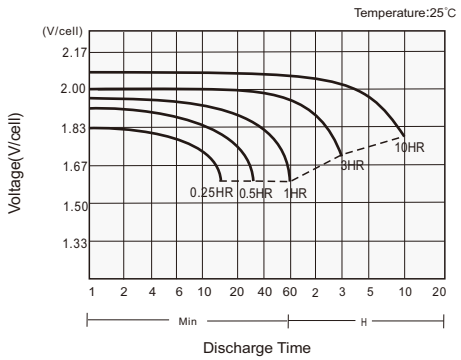

Charging Characteristics

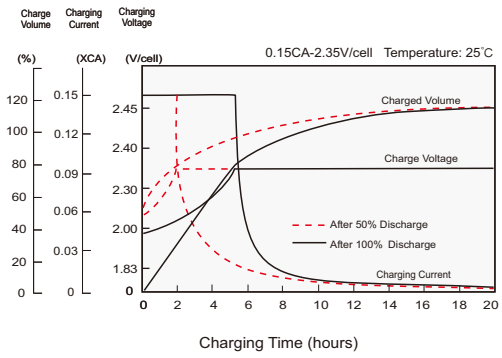

Effects of Temperature on Capacity

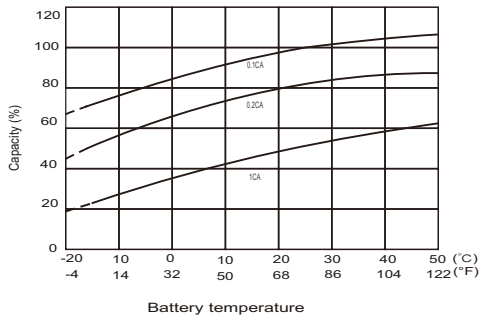

Self Discharge Characteristics

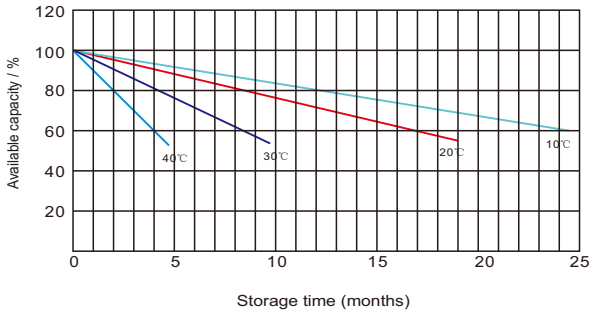

Leoch International Technology Ltd.
www.leoch.com

Leoch Batteries Pte Ltd
www.leoch.sg

Leoch Battery Corporation
www.leochamericas.com

Leoch Europe S.A.
www.leoch.eu

Data above is recommended and the picture is only for battery effect display, Leoch reserve the final right of explanation.
© LEOCH. All rights reserved.Trademarks and logos are the property of LEOCH and its affiliates unless otherwise noted.Subject to revisions without prior notice. E&OE.

Publication No.:LB-LHR121000FT-PD-CN-V1.1-20260801